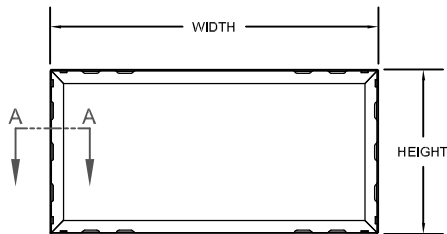
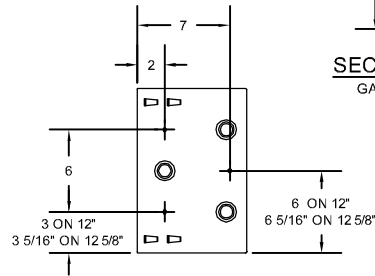


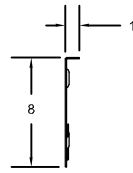
TOP VIEW  
TYP. SLOT LAYOUT FOR  
24" AND 24 5/8" SIDES



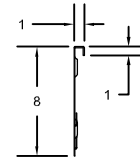
FRONT VIEW



SIDE VIEW  
TYP. SLOT LAYOUT FOR  
12" AND 12 5/8" SIDES



SECTION 'A-A'  
GASKET SEAL



SECTION 'A-A'  
FLUID SEAL

MODEL NUMBER	ACTUAL FRAME SIZE HxW (INCHES)	ACTUAL FILTER SIZE HxW (INCHES)	FRAME MATERIAL	SEAL TYPE	ASSEMBLY NUMBER
PFHHFGG-242412	24-5/8 x 24-5/8 x 8	24 x 24 x 11-1/2	GALVANIZED	GASKET	24-029
PFHHFGG-232312	24 x 24 x 8	23-3/8 x 23-3/8 x 11-1/2	GALVANIZED	GASKET	24-033
PFHHFGG-122412	12-5/8 x 24-5/8 x 8	12 x 24 x 11-1/2	GALVANIZED	GASKET	24-028
PFHHFGG-112312	12 x 24 x 8	11-3/8 x 23-3/8 x 11-1/2	GALVANIZED	GASKET	24-032
PFHHFFG-242412	24-5/8 x 24-5/8 x 8	24 x 24 x 11-1/2	GALVANIZED	FLUID	24-031
PFHHFFG-232312	24 x 24 x 8	23-3/8 x 23-3/8 x 11-1/2	GALVANIZED	FLUID	24-035
PFHHFFG-122412	12-5/8 X 24-5/8 X 8	12 x 24 x 11-1/2	GALVANIZED	FLUID	24-030
PFHHFFG-112312	12 x 24 x 8	11-3/8 x 23-3/8 x 11-1/2	GALVANIZED	FLUID	24-034
PFHHFGS-242412	24-5/8 x 24-5/8 x 8	24 x 24 x 11-1/2	STAINLESS STEEL	GASKET	24-037
PFHHFGS-232312	24 x 24 x 8	23-3/8 x 23-3/8 x 11-1/2	STAINLESS STEEL	GASKET	24-041
PFHHFGS-122412	12-5/8 x 24-5/8 x 8	12 x 24 x 11-1/2	STAINLESS STEEL	GASKET	24-036
PFHHFGS-112312	12 x 24 x 8	11-3/8 X 23-3/8 X 11-1/2	STAINLESS STEEL	GASKET	24-040
PFHHFFS-242412	24-5/8 x 24-5/8 x 8	24 x 24 x 11-1/2	STAINLESS STEEL	FLUID	24-039
PFHHFFS-232312	24 x 24 x 8	23-3/8 x 23-3/8 x 11-1/2	STAINLESS STEEL	FLUID	24-043
PFHHFFS-242412	12-5/8 x 24-5/8 x 8	12 x 24 x 11-1/2	STAINLESS STEEL	FLUID	24-038
PFHHFFS-112312	12 x 24 x 8	11-3/8 x 23-3/8 x 11-1/2	STAINLESSSTEEL	FLUID	24-042

NOTES:

1. FRAME MATERIAL 16 GA
2. FRAMES ARE FURNISHED WITH (4) EXTENDER CLIPS.
3. ALL SLOT LOCATIONS DESIGNED FOR USE WITH 3/16" POP RIVETS. SLOTS ARE PROVIDED IN PANELS TO ALLOW SOME FLEXIBILITY DURING STACKING
4. HALF SIZE FRAMES ARE UNIVERSAL AND CAN BE USED AS LISTED OR ROTATED 90 DEGREES.
5. ALL SLOT DIMENSIONS TO CENTER OF SLOT.

**Purolator** 100 River Ridge Circle  
Jeffersonville, IN 47130  
P: 866-925-2247  
F: 502-961-0930  
www.purolatorair.com

CONTACT FACTORY TO  
VERIFY REVISION LEVEL

TOLERANCES  
UNLESS OTHERWISE SPECIFIED

FRACTIONAL -  
DECIMAL -  
ANGLES -

ALL DIMENSIONS IN INCHES

DRAWING NAME

**PURO FRAME HEPA HOLDING FRAME**

APPROVED BY

*H. Quinn*

SPECIFICATION NO.

MKT-P-00591

PAGE

1 OF 1

SCALE

NONE

DWG. SIZE

A

REVISION

NEW

REVISION DATE

05-18-10

CONFIDENTIAL - DO NOT COPY. THIS MATERIAL IS TRADE SECRET AND PROPRIETARY BEING EXCLUSIVELY OWNED BY CLC AIR. THE EXPRESSION OF THE INFORMATION CONTAINED HEREIN IS PROTECTED UNDER FEDERAL COPYRIGHT LAWS AND ALL COPYING IS PROHIBITED AND MAY BE SUBJECT TO CRIMINAL PENALTIES.