



CLARCOR Air Filtration Products  
 P.O. Box 32578  
 Louisville KY 40232  
 Customer Care Team 1-866-925-2247  
 Fax 1-800-784-3458

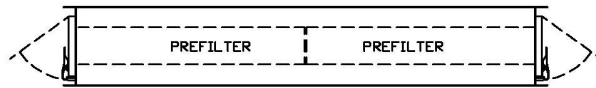
**FLAT BANK ASHRAE FILTER HOUSING (FBA)**

DATE \_\_\_\_\_

APPROVED  APPROVED AS NOTED

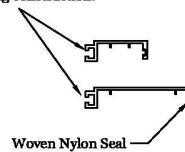
SIGNATURE \_\_\_\_\_

MODEL NUMBER \_\_\_\_\_



TOP VIEW

Aluminum prefilter only tracks are available for 2" or 4" filters. All 6" filter tracks will be formed from similar 16ga. material as housing construction.



PREFILTER DEPTH (SELECT ONE)

A = 2" Prefilter

B = 4" Prefilter

HOUSING DEPTH (SELECT ONE)

8-1/2" Depth (D)

DIMENSIONS HxW (SELECT ONE)

\_\_\_\_\_ H = Height (Inches)

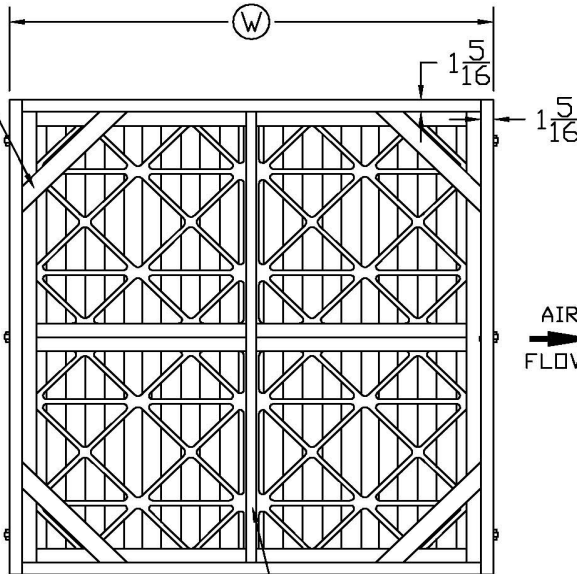
\_\_\_\_\_ W = Width (Inches)

MATERIALS (SELECT ONE)

CA = 16 GA Galvanized Steel

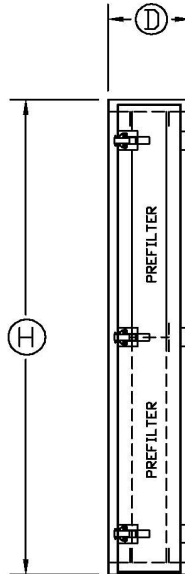
CB = 16 GA 304 Stainless Steel

CORNER GUSSETS (UPSTREAM ONLY)



UPSTREAM VIEW

AIR FLOW



DOOR VIEW

FACTORY OPTIONS

- WC = Weathercap
- DW = Double Wall Insulation (Includes Weathercap)
- LL = Lifting Lugs, (4) Lugs Total
- DF = Drilled Flanges
- BA = Bottom Access
- VF = Vertical Flow
- SP = Static Pressure Ports, (1) Pair
- SG = Static Pressure Gauge Not Installed (1 Gauge)
- SI = Static Pressure Gauge Installed (1 Gauge/Pair of Ports)
- T = Transition
- O = Other (Specify on Submittal or Attachment)

SPECIFICATIONS

1. 16 GA Material Construction.
2. Extruded Aluminum Filter Tracks with Woven Nylon Pile Seal.
3. Doors Sealed with Closed Cell Neoprene Gasket.
4. Two Pound Density Urethane Foam Inside Access Doors Gaskets Filters.
5. Metal to Metal Components Sealed with Silicone Compound.
6. Doors Fitted with Quick Action, Positive Pressure Trip Lock Latches.
7. Doors on Both Sides.
8. Maximum Static Pressure 4.0" W.G. Positive or Negative

HOUSING DIMENSIONS

# FULL SIZE FILTERS  
 # HALF SIZE FILTERS

RATED AIR FLOW (CFM)

@ 500 FPM